

SAMSUNG

Climate Solutions

# Climate Solutions Partner Portal



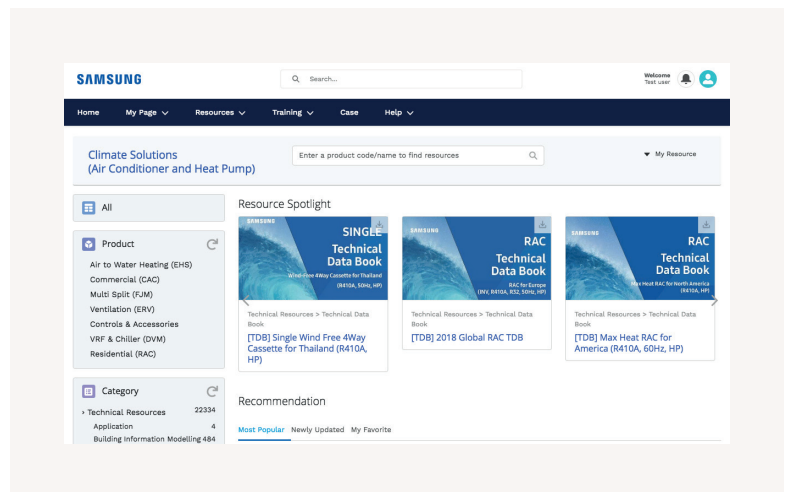


# A Resource Bank For All Things Samsung

As one of Samsung's registered Climate Solutions Partners, you will have access to our Partner Portal and its many benefits. Whether you are looking for marketing materials or technical product documentation, requesting technical support or subscribing for training, the Samsung Climate Solutions Partner Portal offers you everything you need to consistently deliver the best results.

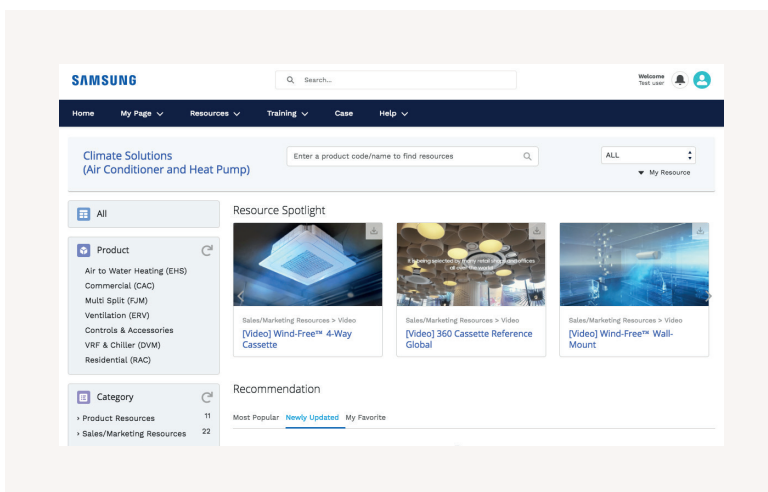
## Access Technical Resources

The Technical Resources section allows you to find all relevant information to understand the product's functionality and to prepare and design projects. Ranging from technical data books, BIM files and certificates to exploded views, drawings and different kinds of manuals, a library full of technical information is at your fingertips.



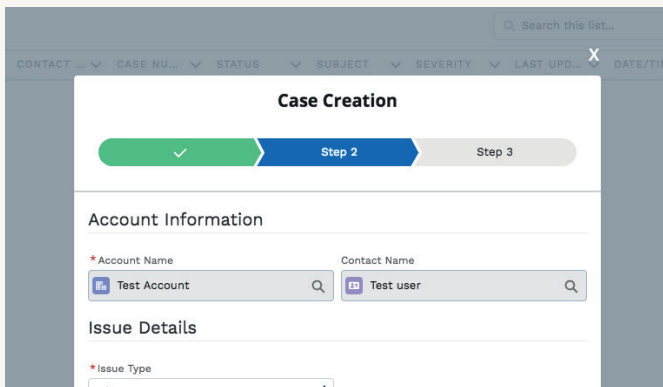
## Obtain Marketing Resources

Potential buyers like to know you are on the cutting edge of Samsung's latest innovations. To allow you to align with Samsung's marketing initiatives, the Partner Portal provides you with useful downloadable assets such as images and videos, designed to make your marketing activities easy and effective.



## Request Technical Support

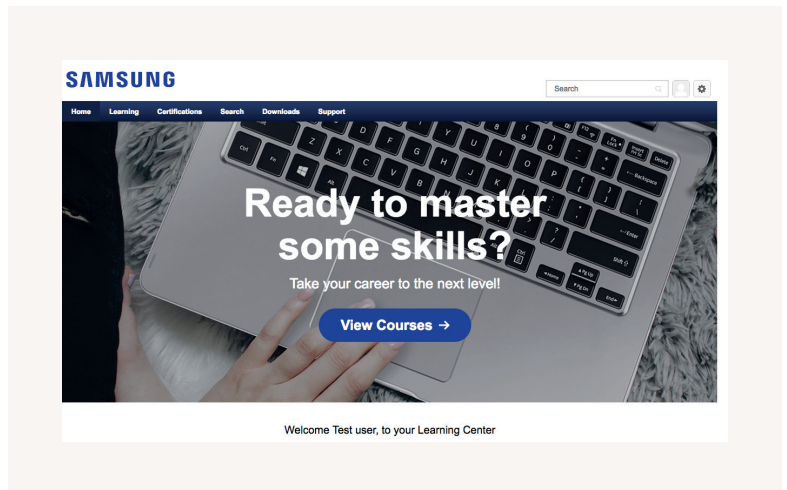
Through the Samsung Partner Portal you can easily request technical support by raising your case using our built-in ticketing system. You can rest assured that our well-trained technical experts will work to solve your issue as soon as possible.



## Register for Training

If you are dedicated to becoming a Samsung climate solutions expert, you can access Samsung's educational portal for training sessions by experienced trainers. The portal allows you to search for online courses and materials, test your climate solutions knowledge, and more. The Samsung Business Academy is here to help you succeed.\*

\* The registration process and availability of training courses may differ per country. Please contact your direct Samsung contact person for more information.



## Four steps to get you started



### Register

To register for the Samsung Climate Solutions Partner Portal, open your web browser\* and go to [partnerhub.samsung.com/climate](https://partnerhub.samsung.com/climate) to complete the registration form.



### Access

Your information will be verified and your account will be activated. You will receive your personal login credentials.



### Manage Account

Keep your account details up to date and invite your colleagues to join.



### Search and download

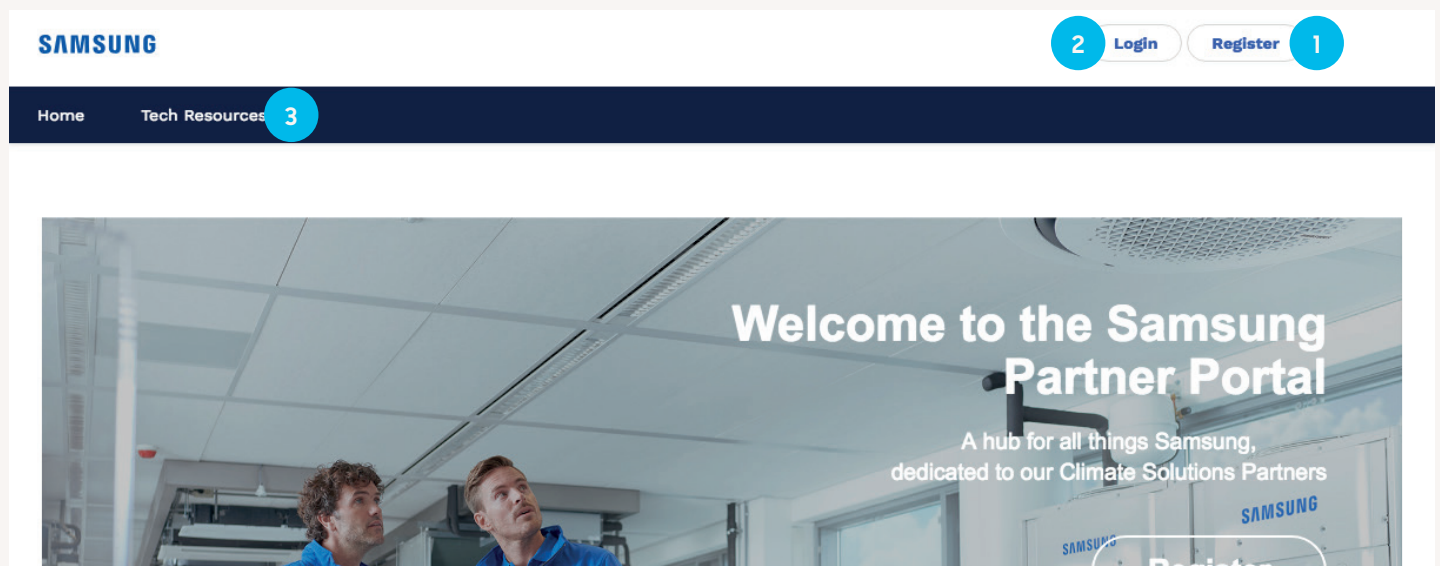
Access a full library of resources, request technical support, or sign up for a Climate Solutions Academy training session.

\* The recommended web browser for using the Samsung Climate Solutions Partner Portal is Google Chrome.  
The information in this document is solely meant as aid and is subject to change without prior notice.

# Access the Samsung Climate Solutions Partner Portal

## Registration and login

Go to [partnerhub.samsung.com/climate](https://partnerhub.samsung.com/climate).



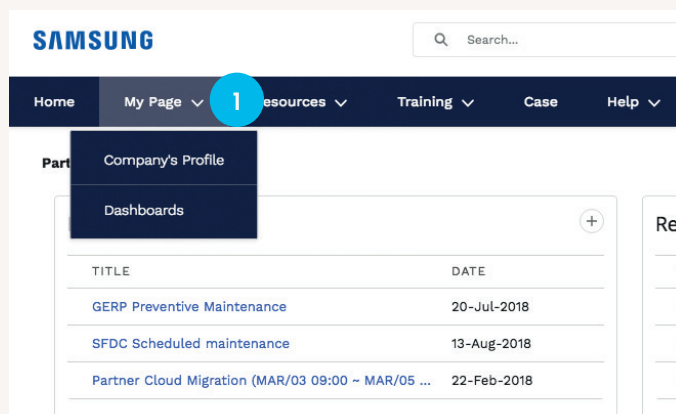
**Step 1.** To register, please click the 'Register' button after which we will ask you to complete a registration form.

**Step 2.** To access, please click the 'Login' button.

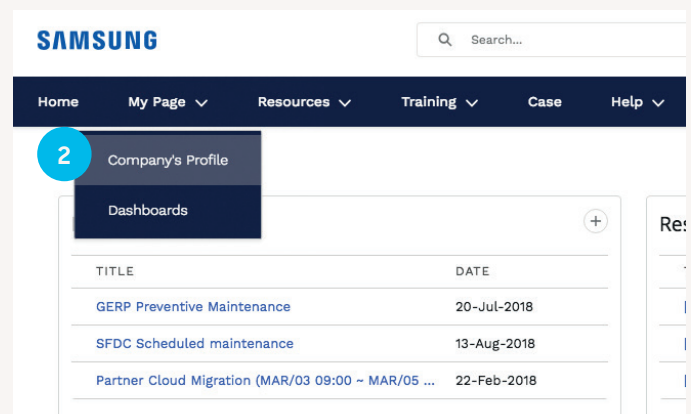
**Step 3.** To already get access to a restricted selection of information prior to activating your account, please click 'Tech resources'.

## Account settings

Via the 'My Page' menu you can view and manage the details for your company account. This includes your account settings and contact information, among other things.



**Step 1.** Select 'My Page'

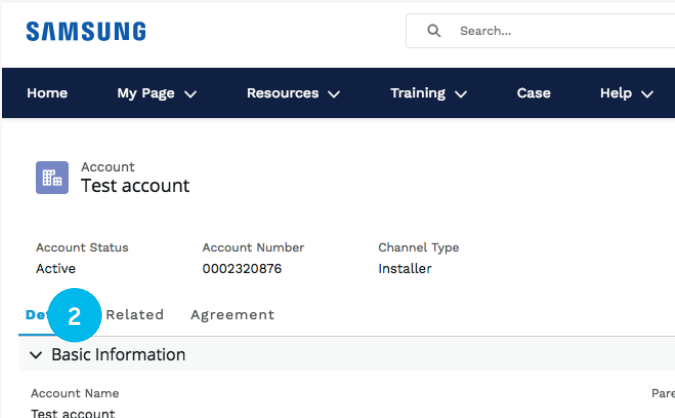
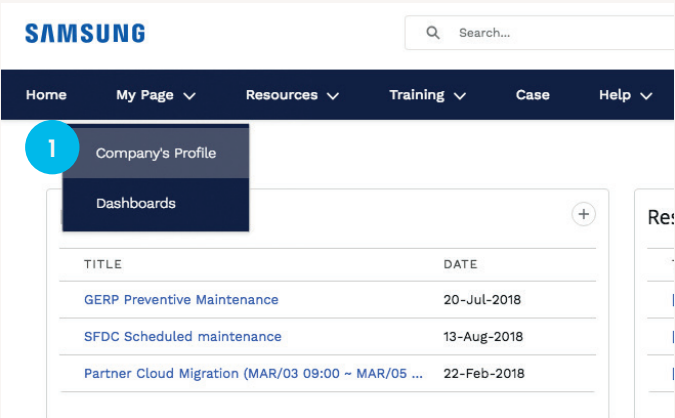


**Step 2.** Select 'Company's Profile'.



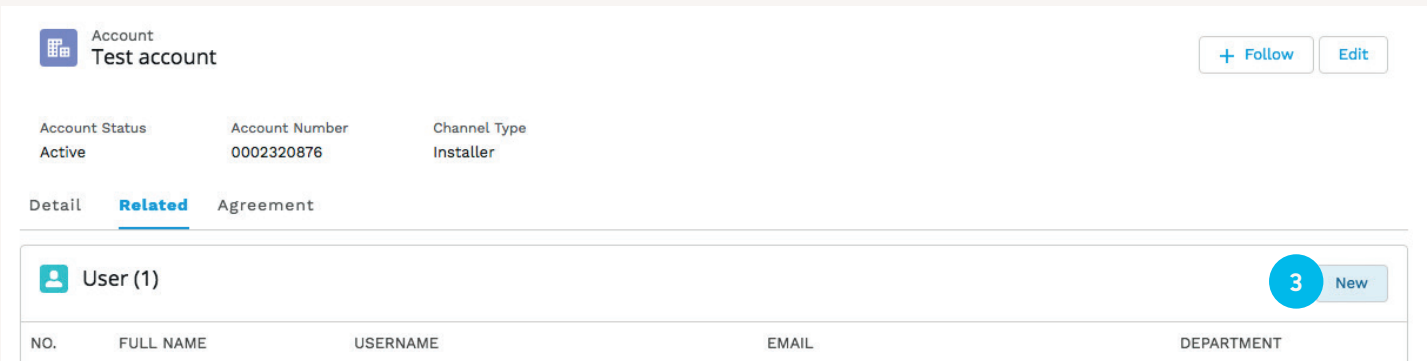
# Add a user

As the company account administrator, you can invite colleagues to connect to the same company account.

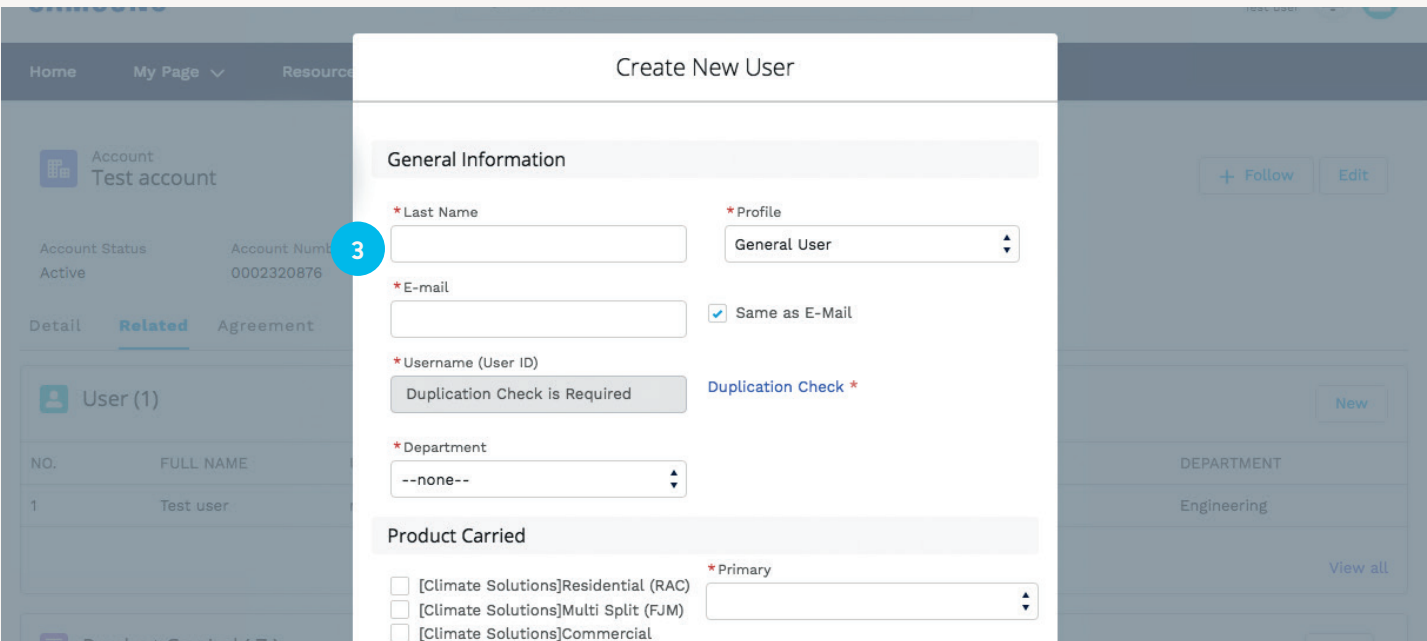


**Step 1.** Select 'Company's Profile' via the 'My Page' menu.

**Step 2.** Go to 'Related'.



**Step 3.** Click on 'New' to create a new user.



**Step 4.** Fill in the required information, select the products you are interested in, and submit the form.

# Find information on the Samsung Climate Solutions Partner Portal

## Search for technical and marketing materials

Via the 'Resources' menu you can search for and download all available documentation.

SAMSUNG

Search...

Welcome

Test user

Home

My Page

1

Resources

Training

Case

Help

Climate Solutions

(Air Conditioner and Heat Pump)

2

Enter a product code/name to find resources

ALL

▼ My Resource

All

3

Product

Air to Water Heating (EHS)

Commercial (CAC)

Multi Split (FJM)

Ventilation (ERV)

Controls & Accessories

VRF & Chiller (DVM)

Residential (RAC)

3

Category

Product Resources

11

Sales/Marketing Resources

22

Resource Spotlight

Sales/Marketing Resources > Video

[Video] Wind-Free™ 4-Way Cassette

Sales/Marketing Resources > Video

[Video] 360 Cassette Reference Global

Sales/Marketing Resources > Video

[Video] Wind-Free™ Wall-Mount

Recommendation

Most Popular Newly Updated My Favorite

[EEPROM] AR12NXPBWKXEU, AR12NXWBWKXEU

Product Resources > Manual

Climate Solutions(Air Conditioner and Heat Pump) > Residential (RAC)

Created Date : 12-Oct-2018

DB82-03729C : AR12NXPBWKXEU, AR12NXWBWKXEU

**Step 1.** Via the 'Resources' menu you can choose between Technical and Marketing Resources.

**Step 2.** Use the search function.

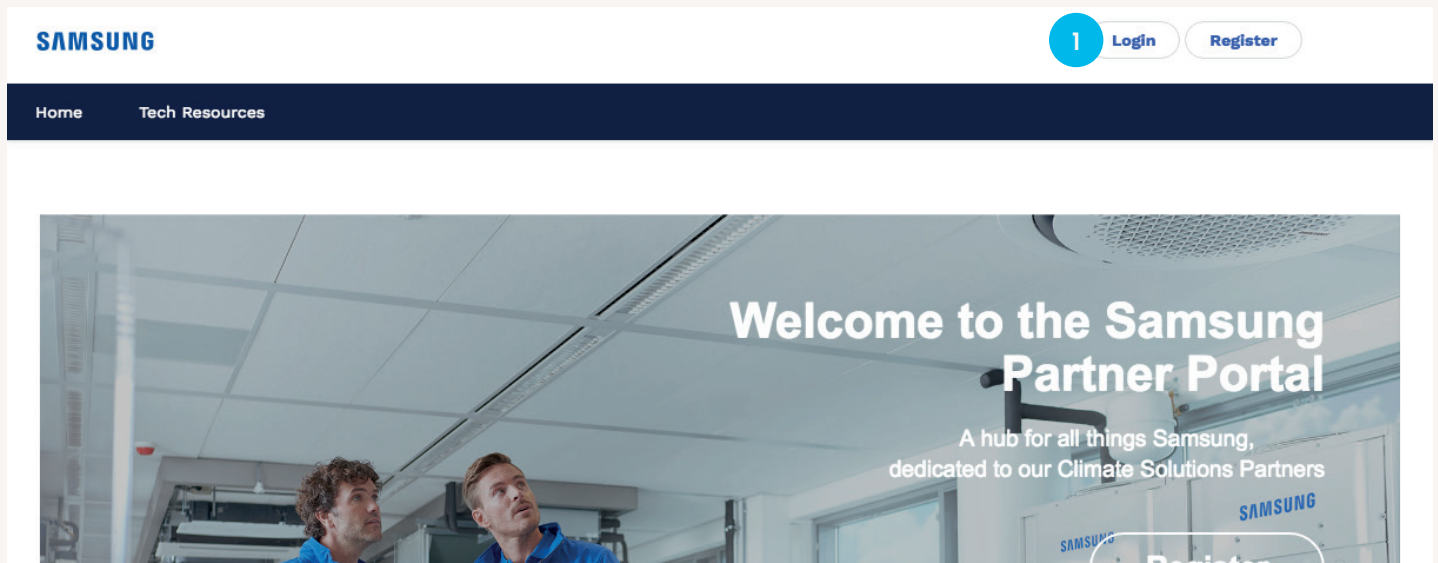
**Step 3.** Select the relevant product and category classes.



# Request technical support via the Samsung Climate Solutions Partner Portal

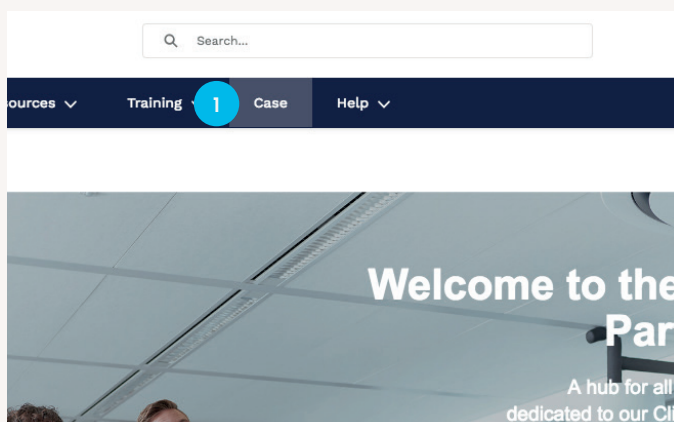
## Login

Go to [partnerhub.samsung.com/climate](https://partnerhub.samsung.com/climate).

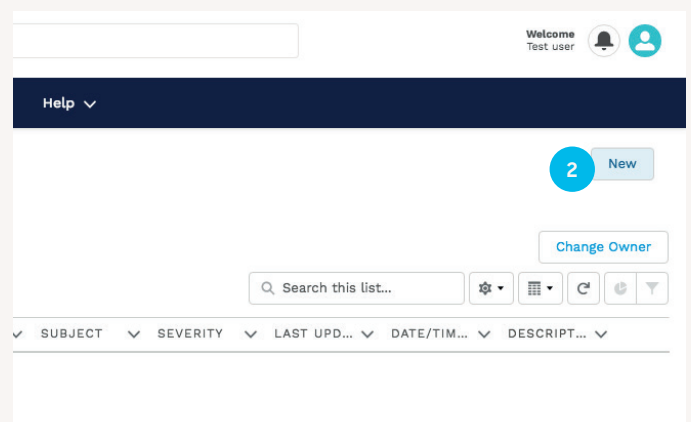


**Step 1.** To access, please click the 'Login' button.

## Create a case



**Step 1.** Select 'Case'.



**Step 2.** Click on 'New' to create a new case.

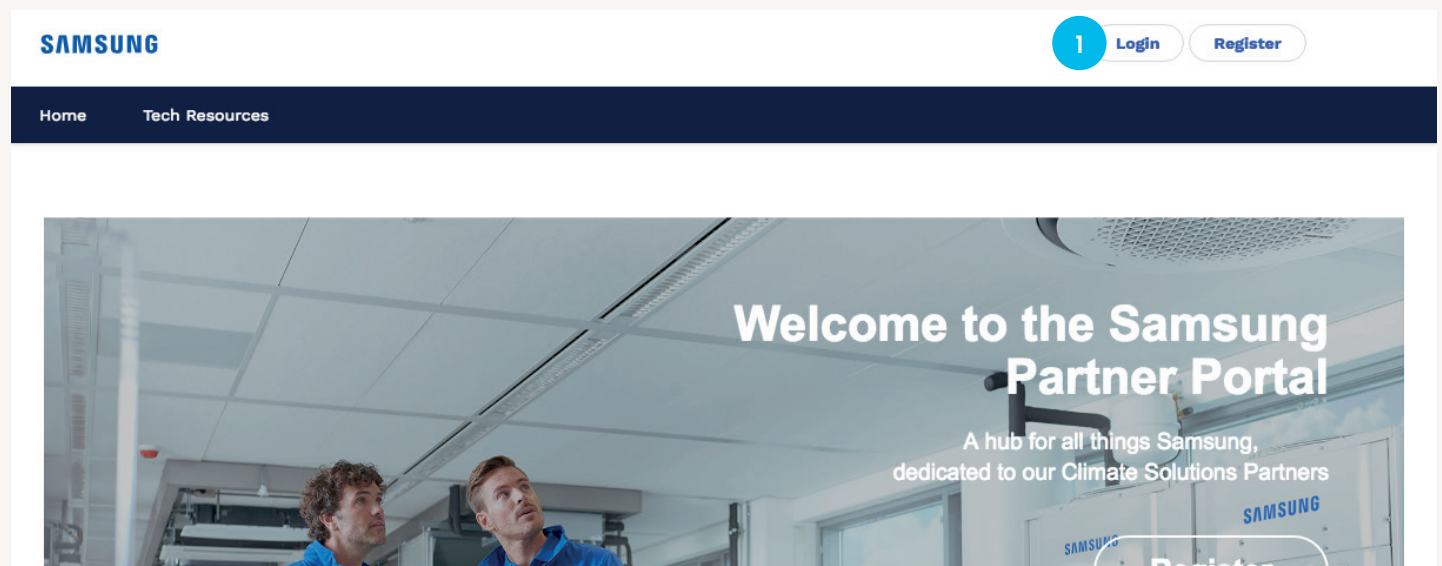




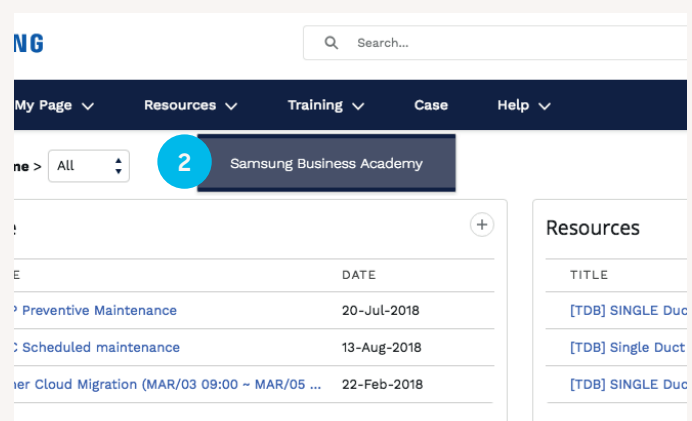
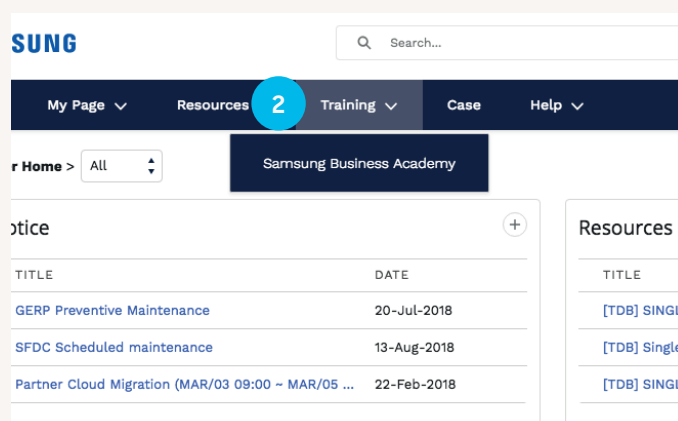
# Sign up for training via the Samsung Climate Solutions Partner Portal

## Login

Go to [partnerhub.samsung.com/climate](https://partnerhub.samsung.com/climate).





**Step 1.** To access the Partner Portal, please click the 'Login' button.

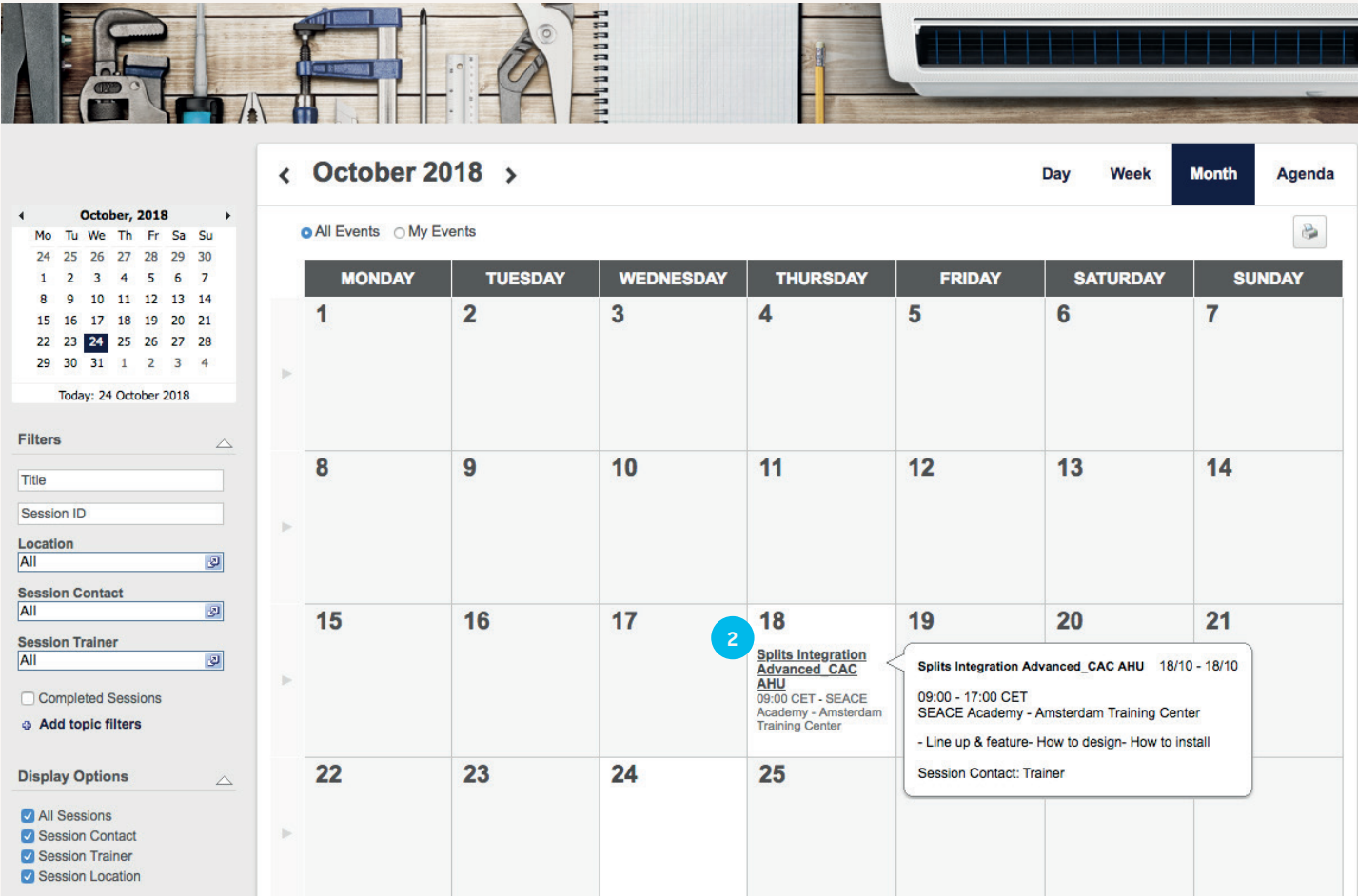


**Step 2.** To access the Samsung Business Academy, please select 'Samsung Business Academy' from the main menu.

# Search event calendar



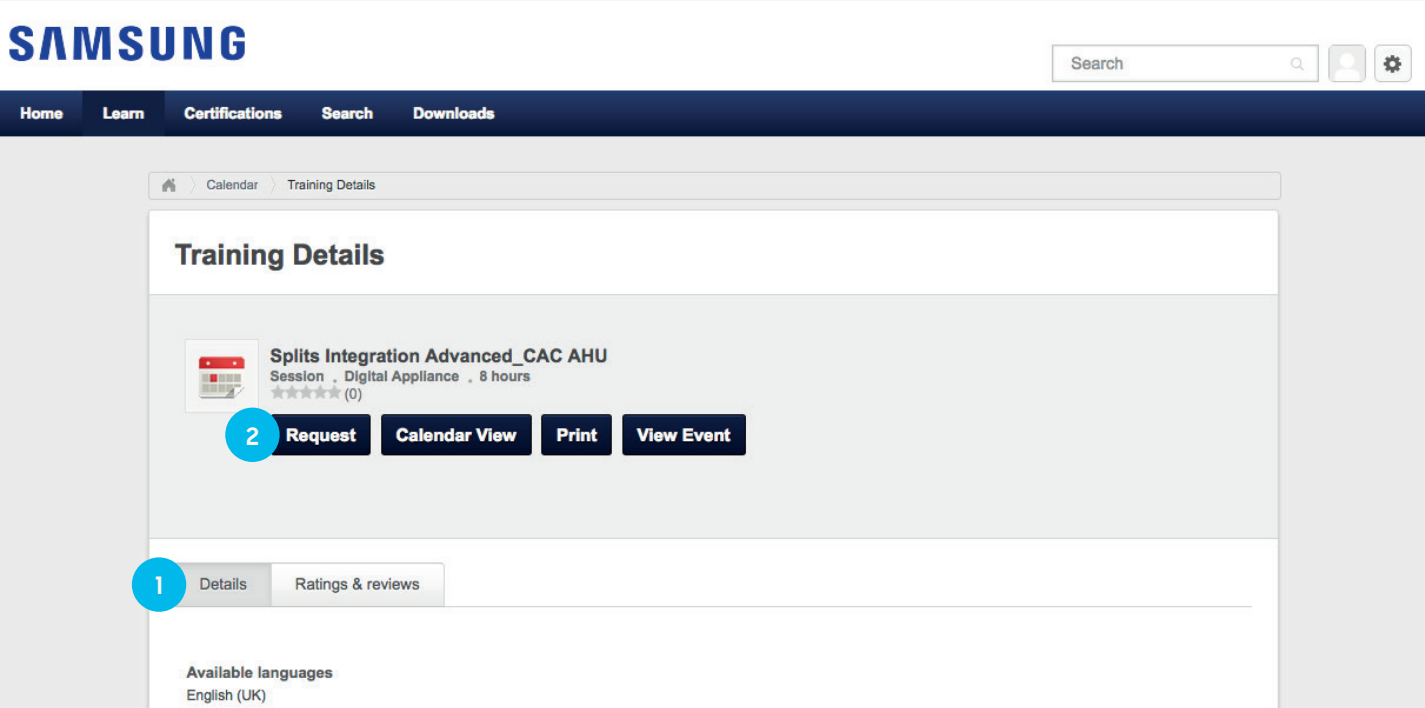
Step 1. Search the online event calendar and scroll through the offered training sessions.



Step 2. Select the training course that you would like attend.

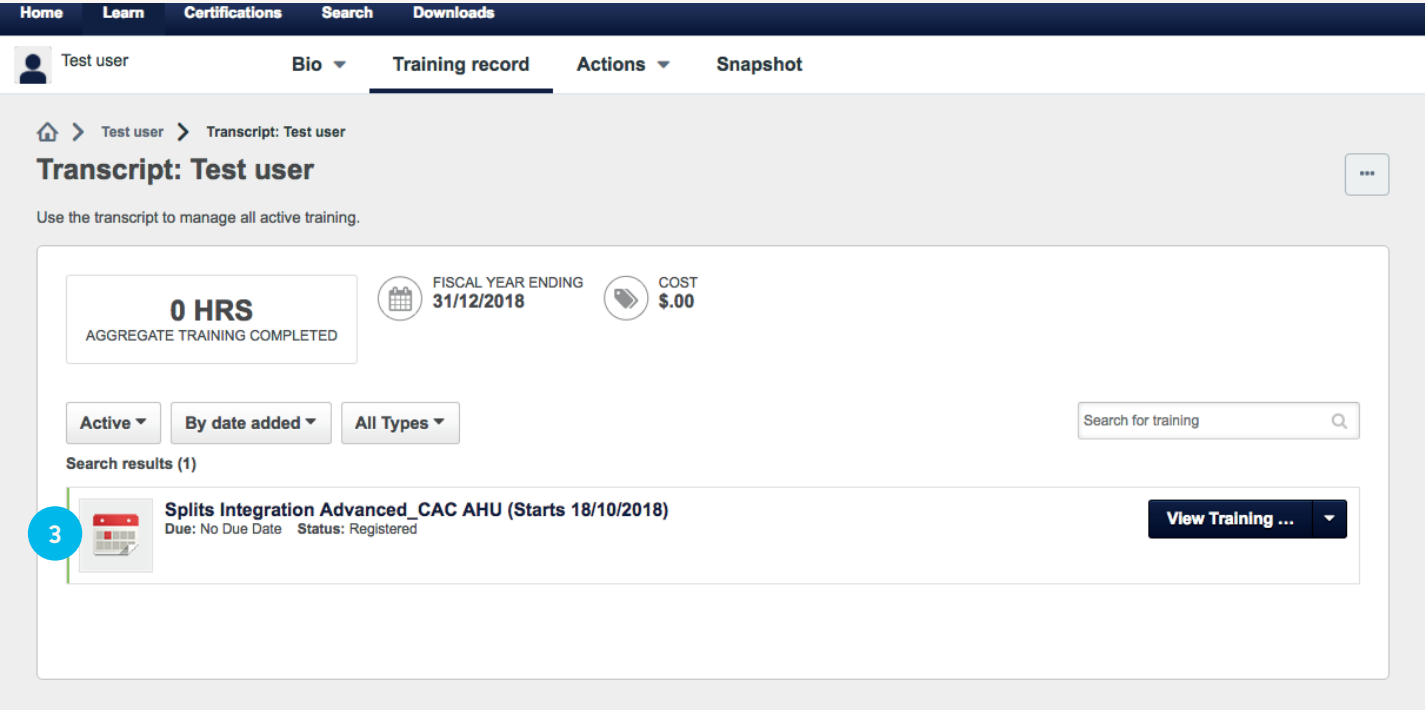


# Register for training



**Step 1.** Check the training details to read all information about the selected training, including available seats.

**Step 2.** If you want to register for the training day, please click the 'Request' button.



**Step 3.** If all requirements are fulfilled, your registration will be confirmed by e-mail. The training session will then be added to your training transcript.



Learn more about Samsung Climate Solutions at:  
[www.samsung.com/climate](http://www.samsung.com/climate)

Copyright © 2019 Samsung Electronics Air Conditioner Europe B.V. All rights reserved. Samsung is a registered trademark of Samsung Electronics Co., Ltd. Specifications and designs are subject to change without notice and may include preliminary information. Non-metric weights and measurements are approximate. All data was deemed correct at the time of creation. Samsung is not liable for errors or omissions. Some images may be digitally altered. All brand, product, service names and logos are trademarks and/or registered trademarks of their respective owners and are hereby recognised and acknowledged.

**Samsung Electronics Air Conditioner Europe B.V.**  
Evert van de Beekstraat 310, 1118 CX Schiphol  
P.O. Box 75810, 1118 ZZ Schiphol  
+31 (0)8 81 41 61 00  
Netherlands

**SAMSUNG**