

Gift redemption guide

Samsung Digital Appliances Promotion

Promotion Period: 12 May 2026 – 15 June 2026

Redemption Period: 15 June 2026 – 30 September 2026

Thank you for purchasing Samsung products.

Follow the Online Gift Redemption instructions in accordance with the Terms and Conditions below to redeem your free gift(s).

This promotion is not stackable on top of any current running promotion.

For further assistance on general enquiries, you can call us at 1800 SAMSUNG (1800 7267864).

For further assistance on SmartThings connectivity, you can call / WhatsApp us at 8085 9337.

	MODEL	FREE GIFT(S)	SmartThings Connectivity FREE GIFT(S)
Refrigerator	RF59C7004B1/SS	\$450 Mooments e-voucher	\$50 Mooments e-voucher
	RF59C7664B1/SS	\$450 Mooments e-voucher	\$50 Mooments e-voucher
	RM70F63R3WSS	\$450 Mooments e-voucher	\$50 Mooments e-voucher
	RT42CB6688BISS	\$150 Mooments e-voucher	\$50 Mooments e-voucher
	RT42CG6644S9SS	\$150 Mooments e-voucher	\$50 Mooments e-voucher
	RT47CB6686BISS	\$150 Mooments e-voucher	\$50 Mooments e-voucher
Laundry	DV90BB7440GESP	\$150 Mooments e-voucher	\$50 Mooments e-voucher
	WD90HG6U94BBSP	\$150 Mooments e-voucher	\$50 Mooments e-voucher
	WD90HG5U34BESP	\$150 Mooments e-voucher	\$50 Mooments e-voucher
	WW90DB8U94GBSP	\$150 Mooments e-voucher	\$50 Mooments e-voucher
	WW90DB7U94GESP	\$150 Mooments e-voucher	\$50 Mooments e-voucher
	WW12BB944DGBSP	\$150 Mooments e-voucher	\$50 Mooments e-voucher
Vacuum Cleaners	VS80F28DAS/SP	\$200 Mooments e-voucher	\$50 Mooments e-voucher

Connect SmartThings to redeem your online gift

Step 1: Scan QR code or visit www.samsung.com/sg/da-redemption

- Log in to your Samsung account to begin redemption.

Step 2: Fill in your purchase information

- Date of purchase, Product Serial Number and Place of purchase.

Step 3: Select the number of items eligible for gift(s) redemption

- For redemption of physical gifts, fill in your delivery address.

Step 4: Connect your SmartThings-eligible appliance(s) to the SmartThings App

Step 5: Upload a photo of your screenshot from SmartThings App, displaying Model Name and Serial Number (15 digits)

- Please ensure photos are clear and legible
- See below steps on where to locate Model Name and Serial Number on SmartThings App



Steps to locate Model Name & Serial Number on your SmartThings App:

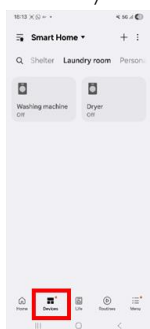
Step 1: In your SmartThings App, go to Devices

Step 2: Tap on the Device you wish to redeem for the e-voucher

Step 3: Click  found on the top right-hand corner

Step 4: Tap Information

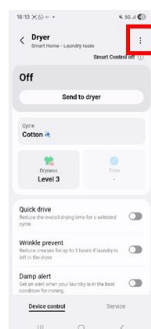
Step 5: Submit a screenshot or photo showing the model name and serial number, together with your invoice, to redeem your e-voucher. A confirmation email will be sent upon verification.




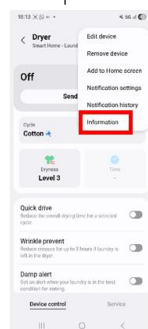
1. In your SmartThings App, click into **Devices**



2. Tap on the device you wish to redeem for the e-voucher



3. Click on  found on the top right hand corner



4. Tap **Information**



5. Take a screenshot / photo of the screen display model name and serial number for submission

Guide to connect your appliance on

Step 1: Download the SmartThings App

- From the Google Play Store or Apple App Store.
- Open the app to log in.

Step 2: Log in using your Samsung account or Create an account

- Click on "Sign in" and enter your Samsung account or Create an account
- Click on "Create Account" and fill in the required details (e.g., email, password, name, and phone number).
- Verify your email address by the link sent to your registered email.

Step 3: Add Devices to SmartThings App (Auto Detect or Quick Connection)
[Auto Detect Option]

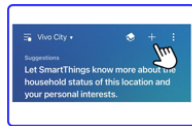
- SmartThings app will auto detect devices within the network range.
- Once detected, the app automatically pairs and integrates the appliances into the SmartThings ecosystem, allowing users to control and monitor them seamlessly.
- Follow the on-screen instructions to connect your Samsung appliances (e.g. refrigerator, washing machine, air-conditioner).
- Ensure your devices are within range of your Wi-Fi network during setup.

[Quick Connection Option]

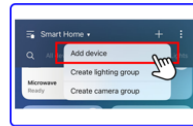
- Add Devices to SmartThings via Quick Connection



If the SmartThings QR code is visible, scan it to connect.



1. Click '+' at top of screen



2. Click 'Add device'



3. Select "Scan QR code"



4. Scan the QR Code on your device & follow the instructions



5. Check Contents & Click 'Done'
Registration completed

Note: Both your phone and appliances are required to be on the same 2.4GHz Wi-Fi network.

Terms and Conditions

- This promotion is valid only for customers who purchase selected Samsung products during the Promotion Period from the Samsung Online Store (including Samsung Official Store on Lazada Singapore, Samsung Brand Store SG on Shopee Singapore, and Samsung Singapore on TikTok Shop), as well as from selected authorised consumer electronics and IT stores (Audio House, Best Denki, Chop Lee Lian, Courts, Etronix, Ever Joint Electrical Trading, Federal, Gain City, Goh Ah Bee, Harvey Norman, Kong Tai, Lion City, Lucky Store, Mega Discount, Mustafa, New Sound, Parisilk, Shaksters Marketing, Tolay Electrical, Woodlands Domestic).
- Each customer is entitled to redeem gifts for a maximum of 4 product purchases.
- Gift(s) may only be redeemed on Samsung Digital Appliances Online Redemption Portal during the Redemption Period and upon submission of valid Redemption Documents as specified in the Redemption Details. For each redemption products purchased must be from the same store and made on the same day, and delivered to the same address (multiple invoices are allowed).
- No extension of Redemption Period will be allowed.
- Samsung reserves the right to reject redemption for customers whose details do not match the proof of purchase documents or where incomplete Redemption Documents are submitted, if Samsung suspects any Redemption Documents to be false or tampered with in any way, or otherwise if Samsung believes in its sole discretion that the redemption is not in accordance with these Terms and Conditions.
- Payment must be made in full or hire purchase approved before redemption is allowed.
- Gift(s) are while stocks last and are not exchangeable for cash or kind. Samsung reserves the right to replace any gift(s) with another item.
- Promotion is applicable to end-customers only; not trade, corporate or bulk purchases.
- Display units are excluded from receiving free gift(s) and bundle package(s).
- Enhanced Partnership Programme (EPP) and staff purchases are not eligible for free gift(s) or bundle package(s).
- Products purchased under promotion are not eligible for exchange and/or refund, save in accordance with warranty terms.
- Samsung reserves the right to amend these Terms and Conditions at any time without prior notice and without assigning any reason.