

What is the Samsung Enhanced Partnership Program (EPP)?

The Samsung Partnership Program (EPP) is a staff purchase program for Samsung Key Accounts and their employees. Companies registered in this program receive preferential pricing across the range of Samsung products.

The screenshot displays the Samsung Staff Store website interface. At the top, the text "Samsung Staff Store | Hi, Rudi Racz" is visible. The navigation bar includes "SHOP", the "SAMSUNG" logo, and links for "SUPPORT", "BUSINESS", and icons for user profile, search, and cart. The main content area features the heading "SAMSUNG STAFF STORE" followed by "Employee Purchase Program" and "Exclusive Staff Offers". A large promotional banner for a QLED TV is shown with the text "TV to the power of Q" and "Immerse yourself in 100% colour volume". A "BUY NOW" button is present. At the bottom, three service icons are displayed: "Free delivery" with a truck icon, "14 DAY" with a calendar icon and the text "14 day change of mind on hand held products*", and "24/7 parcel tracking" with a location pin icon.

2. How do partners access the Samsung Enhanced Partnership Program (EPP)?

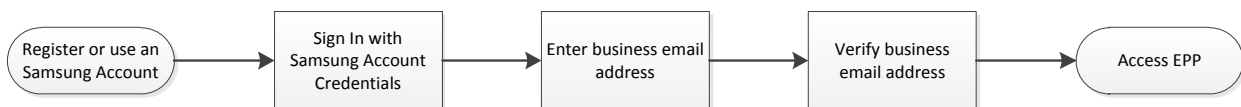
Companies registered in the Samsung Enhanced Partnership Program (EPP) are issued with a dedicated link incorporating the organisation name within the URL as per the example below:

https://shop.samsung.com/au/multistore/aepp/companyname_au/login/multistore

The screenshot shows the login page for the Samsung Enhanced Partnership Program. At the top, the Samsung logo is on the left, and the text "Any questions, call 1300 362 603" with a phone icon is on the right. The main heading is "Welcome to the Samsung Enhanced Partnership Program". Below this, a message states: "To login in to the Samsung Staff Store, you need to be an employee of a registered partner and have a Samsung account. Please log in below with your Samsung Account". There are two input fields: "Email" and "Password". Below the fields is a "SIGN IN" button. At the bottom, there is a link: "Not a member yet? [SIGN UP NOW](#) / [FORGOT YOUR USERNAME OR PASSWORD?](#)".

First time users:

1. Register or use an existing Samsung Account
 - a. Non members can sign up for a Samsung Account from the login page at <https://account.samsung.com/account/check.do>
2. Sign in with Samsung Account credentials
3. Enter business email address (For verification purposes)
4. Verify business email address from the verification email
5. Access the EPP portal upon successful verification



Returning Users:

1. Login with Samsung Account credentials

Once the partner has registered successfully, all they need to do is enter their Samsung Account login details and they will be able to access the site without any other verification requirements.

Employee Purchase Program – How to Sign Up Guide

Still need help? Here is a step by step process to help you through

Step 1: Please enter the URL provided from your HR department. It should look like this:

https://shop.samsung.com/au/multistore/aepp/companyname_au/login/multistore

Step 2: Log-in with a Samsung Account. If you used your personal email address for your Samsung Account you'll be asked to verify it with your staff email address. If you do not have a Samsung Account, you can create one here: <https://account.samsung.com/account/signUp.do>

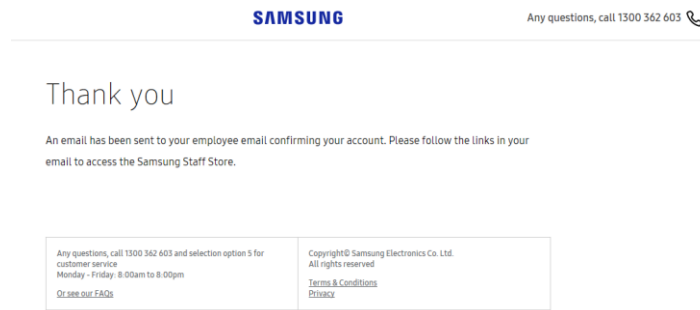
The screenshot shows the login page for the Samsung Enhanced Partnership Program. At the top, there is the Samsung logo and a contact number: "Any questions, call 1300 362 603". The main heading is "Welcome to the Samsung Enhanced Partnership Program". Below this, a message states: "To login to the Samsung Staff Store, you need to be an employee of a registered partner and have a Samsung account. Please log in below with your Samsung Account". There are two input fields: "Email" with the value "m.potter02@samsung.com" and "Password" with masked characters "*****". A "SIGN IN" button is located below the password field. At the bottom of the form, there is a link: "Not a member yet? [SIGN UP NOW](#) / [FORGOT YOUR USERNAME OR PASSWORD?](#)". A footer box contains customer service information and legal links: "Any questions, call 1300 362 603 and selection option 5 for customer service Monday - Friday: 8:00am to 8:00pm Or see our FAQs", "Copyright © Samsung Electronics Co. Ltd. All rights reserved", "Terms & Conditions", and "Privacy".

Step 3: Confirm your staff email address and then click continue.

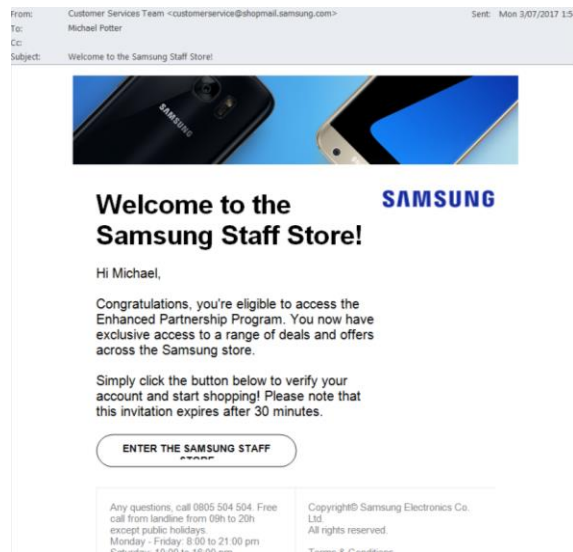
The screenshot shows the verification page for the Samsung Staff Store. At the top, there is the Samsung logo and a contact number: "Any questions, call 1300 362 603". The main heading is "Welcome, looks like you're new to the Samsung Staff Store". Below this, a message states: "Please enter your employee email below to verify your Samsung account." There is one input field labeled "Employee Email" with the value "m.potter02@samsung.com". A "CONTINUE" button is located below the input field. A footer box contains customer service information and legal links: "Any questions, call 1300 362 603 and selection option 5 for customer service Monday - Friday: 8:00am to 8:00pm Or see our FAQs", "Copyright © Samsung Electronics Co. Ltd. All rights reserved", "Terms & Conditions", and "Privacy".

Employee Purchase Program – How to Sign Up Guide

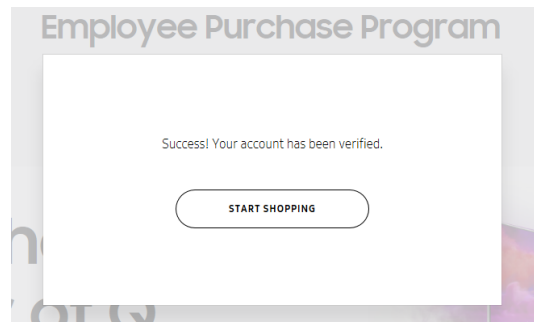
Step 4: An email verification notification will be sent to your staff email address.



Step 5: Find your email confirmation request and click through to verify your employee email address.






Step 6: A pop-up window will appear in your web browser confirming successful identification



Employee Purchase Program – How to Sign Up Guide

Step 7: Start shopping!

Samsung Staff Store | Hi, Michael Pötter

SHOP **SAMSUNG** SUPPORT BUSINESS   

SAMSUNG STAFF STORE


Employee Purchase Program

Exclusive Staff Offers

TV to the power of Q

Immerse yourself in 100% colour volume

[BUY NOW](#)

A Samsung QLED TV is shown with a vibrant, multi-colored light effect emanating from its screen. The screen displays the word "QLED" in a stylized font. The background behind the TV is a soft, glowing rainbow gradient.