

What is the Samsung Enhanced Partnership Program (EPP)?

The Samsung Partnership Program (EPP) is a staff purchase program for Samsung Key Accounts and their employees. Companies registered in this program receive preferential pricing across the range of Samsung.

The screenshot displays the Samsung Staff Store interface. At the top, it says "Samsung Staff Store | Hi, Rudi Racz". The navigation bar includes "SHOP", the "SAMSUNG" logo, and links for "SUPPORT", "BUSINESS", and user icons. The main heading is "SAMSUNG STAFF STORE" followed by "Employee Purchase Program" and "Exclusive Staff Offers". The featured product is a QLED TV with the headline "TV to the power of Q" and the subtext "Immerse yourself in 100% colour volume". A "BUY NOW" button is present. At the bottom, three service icons are shown: "Free delivery" (truck icon), "14 DAY" (calendar icon) with the text "14 day change of mind on hand held products*", and "24/7 parcel tracking" (location pin icon).

2. How do partners access the Samsung Enhanced Partnership Program (EPP)?

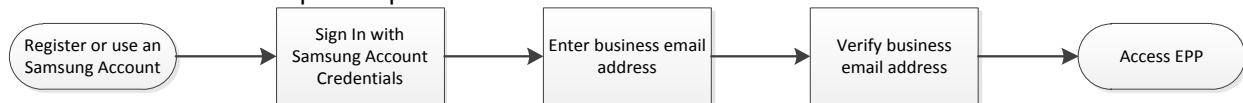
Companies registered in the Samsung Enhanced Partnership Program are issued with a dedicated link incorporating the organisation name within the URL as per the example below:

https://shop.samsung.com/au/multistore/aepp/companyname_au/login/multistore

The screenshot shows the Samsung Enhanced Partnership Program login page. At the top, the Samsung logo is on the left, and a contact number 'Any questions, call 1300 362 603' with a phone icon is on the right. The main heading reads 'Welcome to the Samsung Enhanced Partnership Program'. Below this, a message states: 'To login in to the Samsung Staff Store, you need to be an employee of a registered partner and have a Samsung account. Please log in below with your Samsung Account'. There are two input fields: 'Email' and 'Password'. Below the password field is a 'SIGN IN' button. At the bottom, there is a link: 'Not a member yet? [SIGN UP NOW](#) / [FORGOT YOUR USERNAME OR PASSWORD?](#)'

First time users:

1. Register or use an existing Samsung Account
 - a. Non members can sign up for a Samsung Account from the login page.
2. Sign In with Samsung Account credentials
3. Enter business email address (For verification purposes)
4. Verify business email address from the verification email
5. Access the EPP portal upon successful verification



Returning Users:

1. Login with Samsung Account credentials

Once the partner has registered successfully, all they need to do is enter their Samsung Account login details and they will be able to access the site without any other verification requirements.

Staff Purchase How To Guide

Still need help? Here is a step by step process to help you through

Step 1: Please enter the URL provided from your HR department. It should look like this:

https://shop.samsung.com/au/multistore/aepp/companyname_au/login/multistore

Step 2: Log-in with a Samsung Account. If you used your personal email address for your Samsung Account you'll be asked to verify it with your staff email address. If you do not have a Samsung Account, you can create one here: <https://account.samsung.com/account/signUp.do>

The screenshot shows the login page for the Samsung Enhanced Partnership Program. At the top, there is the Samsung logo and a phone icon with the text "Any questions, call 1300 362 603". The main heading is "Welcome to the Samsung Enhanced Partnership Program". Below this, a message states: "To login in to the Samsung Staff Store, you need to be an employee of a registered partner and have a Samsung account. Please log in below with your Samsung Account". There are two input fields: "Email" with the value "m.potter02@samsung.com" and "Password" with masked characters "*****". A "SIGN IN" button is located below the password field. Below the button, there is a link: "Not a member yet? [SIGN UP NOW](#) / [FORGOT YOUR USERNAME OR PASSWORD?](#)". At the bottom, there is a footer with two columns of text: "Any questions, call 1300 362 603 and selection option 5 for customer service. Monday - Friday: 8:00am to 8:00pm. Or see our FAQs" and "Copyright© Samsung Electronics Co. Ltd. All rights reserved. [Terms & Conditions](#) [Privacy](#)".

Step 3: Confirm your staff email address and then click continue.

The screenshot shows the verification page for the Samsung Staff Store. At the top, there is the Samsung logo and a phone icon with the text "Any questions, call 1300 362 603". The main heading is "Welcome, looks like you're new to the Samsung Staff Store". Below this, a message states: "Please enter your employee email below to verify your Samsung account.". There is one input field: "Employee Email" with the value "m.potter02@samsung.com". A "CONTINUE" button is located below the input field. At the bottom, there is a footer with two columns of text: "Any questions, call 1300 362 603 and selection option 5 for customer service. Monday - Friday: 8:00am to 8:00pm. Or see our FAQs" and "Copyright© Samsung Electronics Co. Ltd. All rights reserved. [Terms & Conditions](#) [Privacy](#)".

Step 4: An email verification notification will be sent to your staff email address.

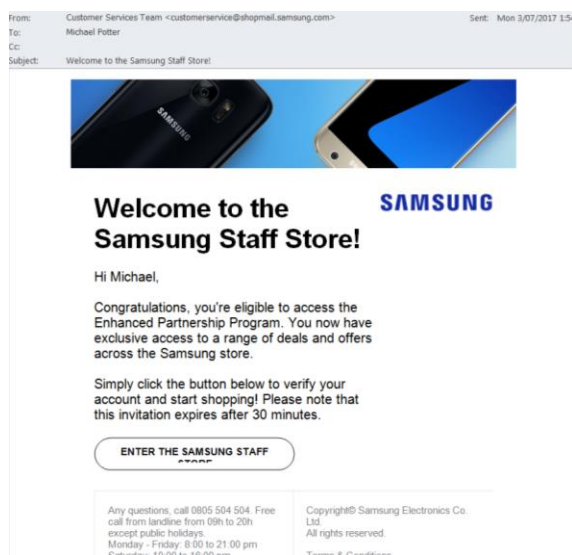
Thank you

An email has been sent to your employee email confirming your account. Please follow the links in your email to access the Samsung Staff Store.

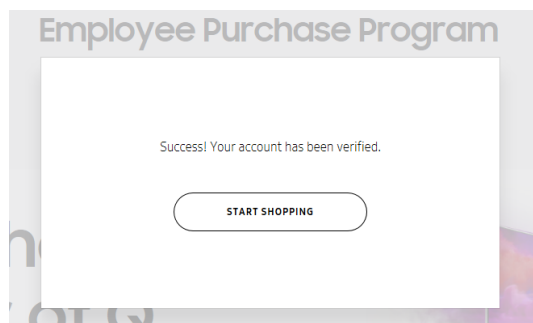
Any questions, call 1300 362 603 and selection option 5 for customer service
Monday - Friday: 8:00am to 8:00pm
[Or see our FAQs](#)

Copyright© Samsung Electronics Co. Ltd.
All rights reserved
[Terms & Conditions](#)
[Privacy](#)

Step 5: Find your email confirmation request and click through to verify your employee email address.



Step 6: A pop-up window will appear in your web browser confirming successful identification



Step 7: Start shopping!

Staff Purchase How To Guide

Samsung Staff Store | Hi, Michael Potter

SHOP

SAMSUNG

SUPPORT BUSINESS   

SAMSUNG STAFF STORE

Employee Purchase Program

Exclusive Staff Offers

TV to the power of Q

Immerse yourself in 100% colour volume

[BUY NOW](#)

