



ENERG

енергия · ενεργεια



SAMSUNG RD140PHXEA / NH160PHXEA



55 °C

35 °C



A+

A++



50 dB



66 dB

■ 7
■ **10**
■ 9
kW

■ 11
■ **14**
■ 12
kW





ENERG

енергия · ενεργεια

Y


IJA


IE


IA


SAMSUNG


RD140PHXEА / NH160PHXEА /
Temp-Control





+ 

+ 

+ 

+ 