




<h1>Energy</h1>		Washer-drier
Manufacturer		
Model		WD80J5410AW
<p>More efficient</p> 		
Less efficient		
Energy consumption	kWh	5.44
<i>(to wash and dry a full capacity wash load at 60 °C)</i>		
Washing (only)	kWh	1.04
<i>Actual energy consumption will depend on how the appliance is used</i>		
Washing performance		A BCDEFG
<i>A: higher G: lower</i>		
Spin speed (rpm)		1400
Capacity	Washing	8.0
(cotton) kg	Drying	6.0
Water consumption (total)	ℓ	88
Noise	Washing	
(dB(A) re 1 pW)	Spinning	
	Drying	
Further information is contained in product brochures		
Norm EN 50229 Washer-drier Label Directive 96/60/EC		