




<b>Energy</b>		Washer-drier
Manufacturer		<b>SAMSUNG</b>
Model		WD90J6A10AX
<b>More efficient</b> 		
<b>Less efficient</b>		
Energy consumption	kWh	<b>6.12</b>
<i>(to wash and dry a full capacity wash load at 60 °C)</i>		
Washing (only)	kWh	<b>1.17</b>
<i>Actual energy consumption will depend on how the appliance is used</i>		
Washing performance		<b>A</b> BCDEFG
A: higher      G: lower		
Spin speed ( rpm)		1400
Capacity	Washing	9.0
(cotton) kg	Drying	6.0
Water consumption (total)	ℓ	99
<b>Noise</b> (dB(A) re 1 pW)	Washing	54
	Spinning	73
	Drying	59
Further information is contained in product brochures		
Norm EN 50229 Washer-drier Label Directive 96/60/EC		