

SAMSUNG

ClimateHub



For ultimate
home climate
convenience

Introducing the Samsung ClimateHub

The ultimate in home climate convenience is here, thanks to ClimateHub—Samsung’s new integrated solution for heating and domestic hot water supply. With straightforward installation, smooth commissioning, quiet operation and smart connectivity, maintaining home comfort has finally been made easy.

For ultimate home climate convenience



Quiet operation

Today’s climate systems need to meet increasingly strict sound level requirements and limit aural disturbance around the home. The Samsung ClimateHub system’s 4-Step Quiet Mode allows users to reduce noise levels of the heat pump outdoor unit to as low as 35dB(A).



Smooth installation

The tank integrated hydro unit features a compact and modular design. It is easy to install because of its factory mounted hydraulic elements and a front mounted service window. With its intuitive servicing options, start-up can be done with only limited effort.



Smart connectivity

The ClimateHub system can be managed remotely. Using the optional Wi-Fi kit, users can control different aspects of the system through the Samsung SmartThings app—turn it on and off, control the functions and schedule its operation, from anywhere at any time.



Project: Casa L (Spain) | Project Architecture: ÁBATON | Interior Design: BATAVIA | Photography: Carlos Muntadas



Floor heating

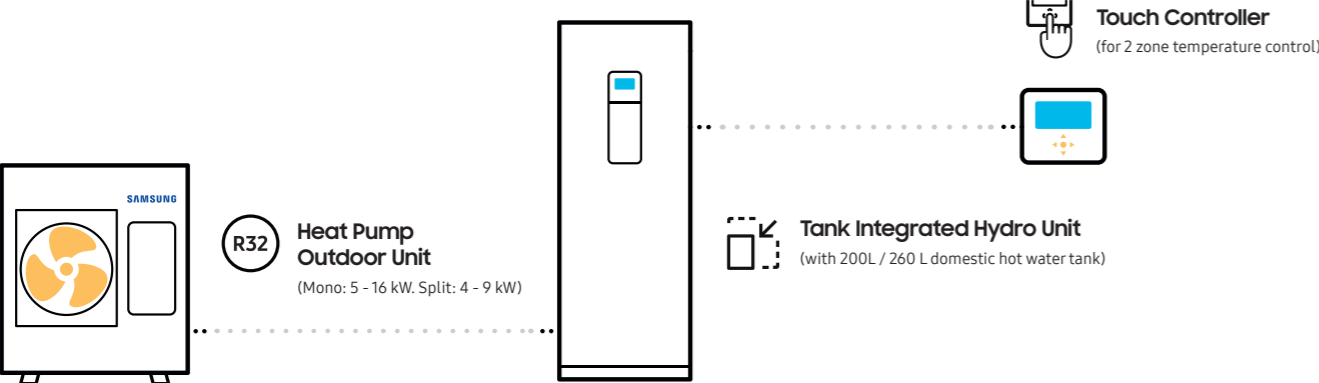


Radiator



Hot water

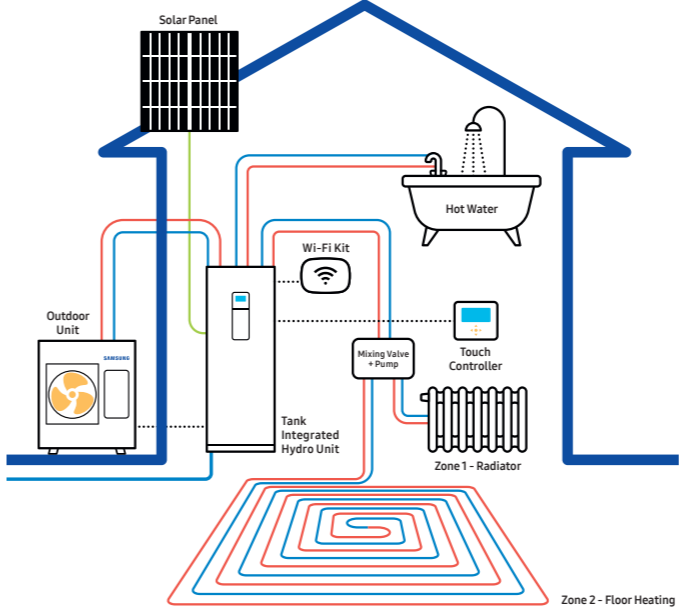
Integrated Samsung Solution



Sound pressure levels are subject to execution and operating conditions. Smart connectivity requires Wi-Fi kit to be ordered separately and Samsung SmartThings app to be installed on smartphone, network connection and Samsung application account are required.

ClimateHub Mono

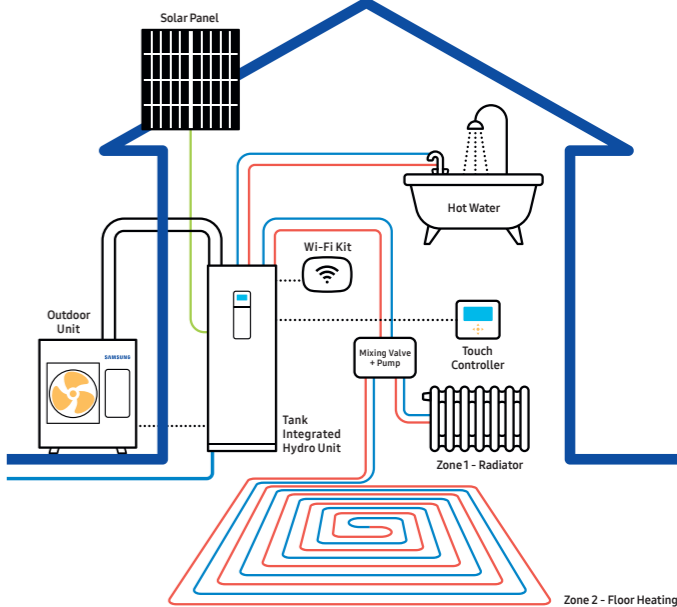
The ClimateHub Mono configuration has a single outdoor unit that includes the hydronic system, making it easy to install and use. The system’s potential can be maximised by connecting to Smart Grid or Solar Power (PV).



Schematic drawings are for illustrative purposes only. For accurate installation information please consult the technical data book. Solar panels, underfloor heating panels, radiators and non-integrated components are not provided by Samsung unless specified otherwise.

ClimateHub Split

The ClimateHub Split configuration has a single outdoor unit, connected by refrigerant pipes to the tank integrated hydro unit. To maximize its potential, the system can be connected to Smart Grid or Solar Power (PV).



ClimateHub Features

Compact Design

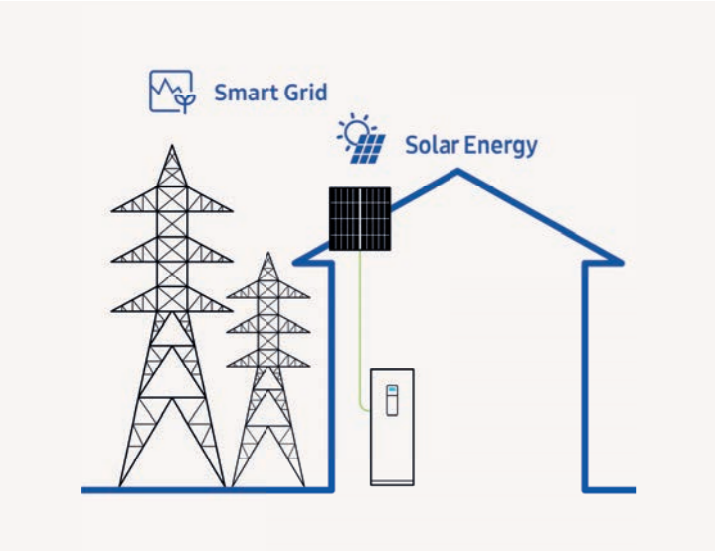
The Samsung ClimateHub solution is built around a compact tank integrated hydro unit, with a large domestic hot water tank of either 200L or 260L. The compact and modular design makes for straightforward kitchen or utility room integration.



Intuitive Control

Samsung has introduced a new touch controller with multiple language options and bright colour display—enabling temperature settings, energy monitoring, summer time setting and quick error monitoring.*

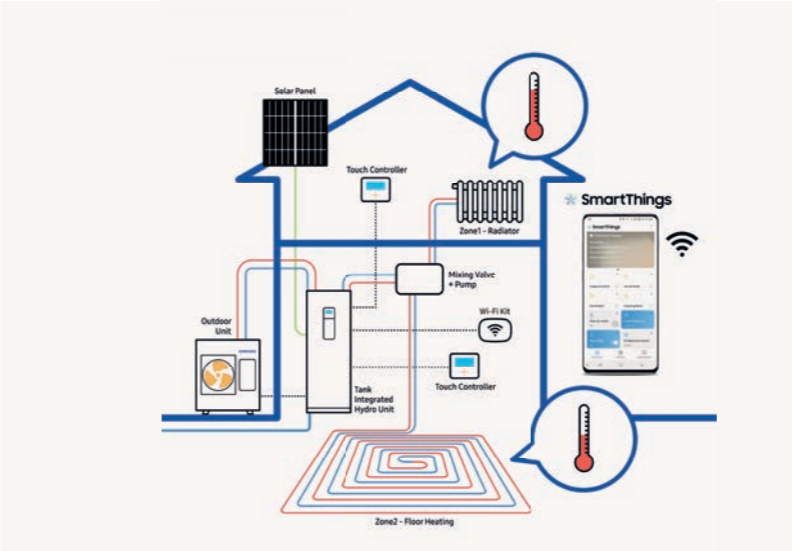
* The image shows an application example and is for illustrative purposes only. Please always check latest information for understanding availability of language versions.



Smart Grid Ready & PV Enabled

A Smart Grid efficiently integrates the behaviour and actions of all the users connected to it. Smart Grid readiness enables users to benefit from an economically efficient and sustainable power supply. Thanks to the PV (Photovoltaic or 'solar' energy) enabled feature, the system can be connected to solar panels, saving energy through renewable sources.*

* The usage of the PV Enabled feature requires additional third party equipment to be installed.



Smart Connectivity

The new touch controller enables users to manage differing temperature settings per zone, meaning high-temperature radiators and low-temperature floor heating can be utilised efficiently. Using the optional Wi-Fi Kit, the different aspects of the system can be controlled through the Samsung SmartThings App on your smartphone.*

* Available on iPhones and Android devices. A network connection is required. Samsung application account is necessary.

Smooth Servicing

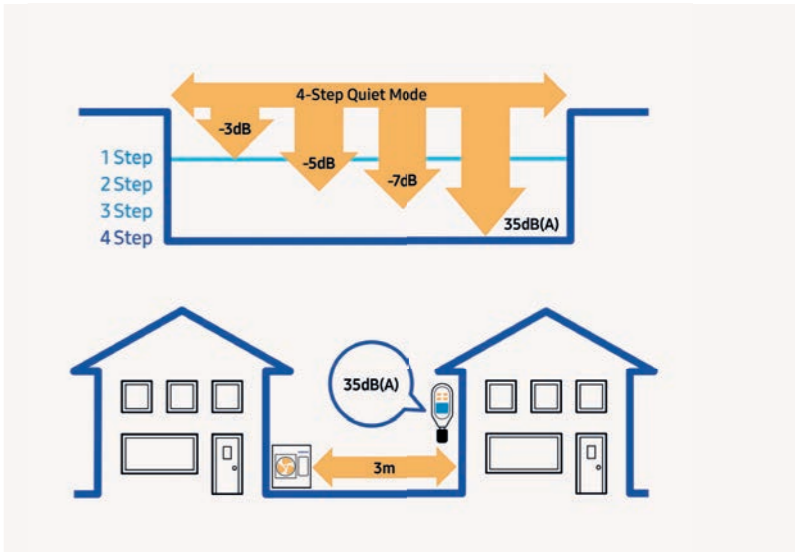
With a conveniently placed servicing window and intuitive servicing options available through the use of a Micro SD card or the Samsung S-Checker Mobile App, troubleshooting and start-up can be done easily from the front of the unit.*

* Please refer to your direct Samsung contact person for more information about the S-Checker Mobile App.



Quiet Operation

In order to meet increasingly strict sound level requirements, Samsung ClimateHub allows to reduce noise levels using the 4-Step Quiet Operation mode. Subject to specific models and particular operation conditions, it is possible to achieve levels as low as 35dB(A).





Project: Atico en el Retiro (Spain)
 Project Architecture: ÁBATON
 Interior Design: BATAVIA
 Photography: Belén Imaz

ClimateHub Lineup



R32 Outdoor Unit



Tank Integrated Hydro Unit

Type	Power	Model Name	Capacity	Tank Integrated Hydro Unit (Mono)			Tank Integrated Hydro Unit (Split)			
				200L(1Φ)	260L(1Φ)	260L(3Φ)	200L(1Φ)	260L(1Φ)	260L(3Φ)	
				AE200RNWMG/EG/EU	AE260RNWMG/EG/EU	AE260RNWMGG/EG/EU	AE200RNWSEG/EG/EU	AE260RNWSEG/EG/EU	AE260RNWSGG/EG/EU	
R32 Outdoor Unit	Mono	1Φ	AE050RXYDEG/EG/EU	5kW	•					
			AE080RXYDEG/EG/EU	8kW	•	•				
			AE120RXYDEG/EG/EU	12kW	•	•				
			AE160RXYDEG/EG/EU	16kW	•	•				
	3Φ		AE080RXYDGG/EG/EU	8kW			•			
			AE120RXYDGG/EG/EU	12kW			•			
			AE160RXYDGG/EG/EU	16kW			•			
	Split	1Φ		AE040RXEDEG/EG/EU	4kW			•	•	
				AE060RXEDEG/EG/EU	6kW			•	•	
			AE090RXEDEG/EG/EU	9kW			•	•		
3Φ			AE090RXEDGG/EG/EU	9kW					•	

Optional Wi-Fi Kit



Model	MIM-H04EN
Fan	Compatible Controller
	MWR-WW10N (R32)
	Max Connected IDU
	16
	App
	SmartThings
	Voice recognition
	Bixby
	Welcome Cooling/Heating
	Geofencing
	Automation
	Customized control with a variety of execution rules
	Add scene
	Easy control throughout customized user mode
	Energy monitoring
	Individual power monitoring up to 16 outdoor units
Product Size (mm) WxHxD	185 x 130 x 29

The information contained in this document may include preliminary values or be missing values which were not yet available at the time of creation. To obtain the most current information, please refer the Samsung Climate Solutions Partner Portal at partnerhub.samsung.com/climate, or consult your direct Samsung contact.

ClimateHub Specifications

ClimateHub Mono R32 A+++



		Indoor Unit	Outdoor Unit	Controller	AE200RNWMEG/EU	AE200RNWMEG/EU	AE200RNWMEG/EU	
		AE050RXYDEG/EU	AE080RXYDEG/EU	AE120RXYDEG/EU	MWR-WW10N	MWR-WW10N	MWR-WW10N	
System	Operation	Nominal Capacity	Heating A7/W35 ¹ / A7/W55 ²	W	5.000/4.300	8.000/7100	12.000/11.300	
			Cooling A35/W18 ¹	W	5.000	7.500	12.000	
	Power Input (Nominal)	Heating A7/W35 ¹ / A7/W55 ²	W	1.030/1.520	1.770/2.530	2.650/3.730		
			Cooling A35/W18 ¹	W	1.140	1.900	2.770	
	COP (Nominal Heating) A7/W35 ¹ / A7/W55 ²	W/W	4,85/2,83	4,52/2,81	4,53/3,03			
		EER (Nominal Cooling) A35/W18 ¹	W/W	4,39	3,95	4,33		
	SCOP LWT 35°C / 55°C	W/W	4,46/3,2	4,44/3,23	4,69/3,51			
		Average Seasonal Space Heating Eff. Class ³ LWT 35°C / 55°C	-	A+++/A++	A+++/A++	A+++/A++		
	Current	MCA	A	16,00	22,00	28,00		
		MFA	A	20,00	27,50	35,00		
	Water Flow Rate	Min	L/min	7,00	7,00	12,00		
		Max	L/min	48,00	48,00	58,00		
	Leaving Water Temperature ³	Heating	°C	15-65	15-65	15-65		
		Cooling	°C	5-25	5-25	5-25		
	Functions	Smart Grid Ready	-	•	•	•		
PV Enabled		-	•	•	•			
2-Zone Control		-	•	•	•			
Tank Integrated Hydro Unit	Power Supply	Φ, #, V, Hz	1Φ, 2, 220-240V, 50Hz	1Φ, 2, 220-240V, 50Hz	1Φ, 2, 220-240V, 50Hz			
	Water Tank Volume	litres	200	200	200			
	Declared Load Profile	L/XL	L	L	L			
	Energy Efficiency Class	-	A	A	A			
	Sound	Sound Pressure ⁴	Heating/ Cooling Std	dB(A)	26	26	30	
		Sound Power	Heating Std	dB(A)	40	40	44	
	Dimensions	Net Weight	kg	130,0	130,0	130,0		
Net Dimensions (WxHxD)		mm	595x1800x700	595x1800x700	595x1800x700			
Outdoor Unit	Power Supply	Φ, V, Hz	1Φ, 220-240V, 50Hz	1Φ, 220-240V, 50Hz	1Φ, 220-240V, 50Hz			
	Compressor	Type	-	BLDC Twin Rotary	BLDC Twin Rotary	BLDC Twin Rotary		
	Base Heater	-	-	•	•			
	Sound	Sound Pressure ⁴	Heating Std	dB(A)	45	48	50	
			Cooling Std	dB(A)	45	48	50	
		Sound Power	Heating Std	dB(A)	61	63	64	
			Cooling Std	dB(A)	62	64	65	
	Dimensions	Net Weight	kg	58,5	76,0	110,0		
		Net Dimensions (WxHxD)	mm	880 x 798 x 310	940 x 998 x 330	940 x 1,420 x 330		
	Refrigerant	Type	-	R32	R32	R32		
		These products contain R32 (GWP=675) which is fluorinated greenhouse gas.						
		Factory Charging	tCO _{2e}	0,68	0,78	1,49		
	Piping	Water Pipe (Space Heating)	Inlet/ Outlet	Φ, mm	28/28	28/28	28/28	
		Water pipe (DHW)	Inlet/ Outlet	Φ, mm	22/22	22/22	22/22	
	Operation	Ambient Temperature	Heating	°C	-25-35	-25-35	-25-35	
Cooling			°C	10-46	10-46	10-46		
DHW			°C	-25-43	-25-43	-25-43		

Accessories

Touch Controller	Wi-Fi Kit	External Thermostat	Backup Heater (4/6kW)
MWR-WW10N	MIM-H04EN	MRW-TA	MHC-*00FE



AE200RNWMEG/EU AE160RXYDEG/EU MWR-WW10N	AE260RNWMEG/EU AE080RXYDGG/EU MWR-WW10N	AE260RNWMEG/EU AE120RXYDGG/EU MWR-WW10N	AE260RNWMEG/EU AE160RXYDGG/EU MWR-WW10N
16.000/15.000	8.000/7100	12.000/11.300	16.000/15.000
14.000	7.500	12.000	14.000
3.620/5.180	1.770/2.530	2.650/3.730	3.620/5.180
3.280	1.900	2.770	3.280
4,42/2,90	4,52/2,81	4,53/3,03	4,42/2,90
4,27	3,95	4,33	4,27
4,48/3,53	4,44/3,23	4,69/3,51	4,48/3,53
A+++/A++	A+++/A++	A+++/A++	A+++/A++
32,00	10,00	10,00	12,00
40,00	16,10	16,10	16,10
12,00	7,00	12,00	12,00
58,00	48,00	58,00	58,00
15-65	15-65	15-65	15-65
5-25	5-25	5-25	5-25
•	•	•	•
•	•	•	•
•	•	•	•
1Φ, 2, 220-240, 50Hz	3Φ, 4, 380-415, 50Hz	3Φ, 4, 380-415, 50Hz	3Φ, 4, 380-415, 50Hz
200	260	260	260
L	XL	XL	XL
A	A	A	A
30	26	30	30
44	40	44	44
130,0	140,0	140,0	140,0
595x1800x700	595x1800x700	595x1800x700	595x1800x700
1Φ, 220-240V, 50Hz	3Φ, 380-415V, 50Hz	3Φ, 380-415V, 50Hz	3Φ, 380-415V, 50Hz
BLDC Twin Rotary	BLDC Twin Rotary	BLDC Twin Rotary	BLDC Twin Rotary
•	•	•	•
52	48	50	52
54	48	50	54
66	63	64	66
68	64	65	68
110,0	75,0	111,0	111,0
940 x 1,420 x 330	940 x 998 x 330	940 x 1,420 x 330	940 x 1,420 x 330
R32	R32	R32	R32
These products contain R32 (GWP=675) which is fluorinated greenhouse gas.			
1,49	0,78	1,49	1,49
2,20	1,15	2,20	2,20
28/28	28/28	28/28	28/28
22/22	22/22	22/22	22/22
-25-35	-25-35	-25-35	-25-35
10-46	10-46	10-46	10-46
-25-43	-25-43	-25-43	-25-43

¹A+++ energy label is available according to EU No 811/2013 label classification 2019, on a scale from D to A+++

²A2W Condition : (Heating) Water In/Out 30°C/35°C, Outdoor Air 7°C[DB]/6°C[WB]; (Cooling) Water In/ Out 23°C/18°C, Outdoor Air 35°C[DB].

³A2W Condition : (Heating) Water In/Out 47°C/55°C, Outdoor Air 7°C[DB]/6°C[WB].

⁴65°C down to +10°C (max. 60°C down to -5°C)

⁵Sound pressure level is obtained in an anechoic room. Sound pressure level is a relative value, depending on the distance and acoustic environment. Sound pressure level may differ depending on operation conditions.

ClimateHub Specifications

ClimateHub Split R32 A+++



		Indoor Unit		AE200RNWSEG/EU	AE200RNWSEG/EU	AE200RNWSEG/EU	
		Outdoor Unit		AE040RXEDEG/EU	AE060RXEDEG/EU	AE090RXEDEG/EU	
		Controller		MWR-WW10N	MWR-WW10N	MWR-WW10N	
System	Operation	Nominal Capacity	Heating A7/W35 ¹ / A7/W55 ²	W	4.400/3.900	6.000/5.200	9.000/8.000
			Cooling A35/W18 ¹	W	5.000	6.500	8.700
	Power Input (Nominal)	Heating A7/W35 ¹ / A7/W55 ²	W	846/1.320	1.220/1.810	1.870/2.730	
			Cooling A35/W18 ¹	W	1.090	1.470	2.110
	COP (Nominal Heating) A7/W35 ¹ / A7/W55 ²	W/W		5,20/2,95	4,92/2,87	4,81/2,93	
		EER (Nominal Cooling) A35/W18 ¹	W/W		4,59	4,42	4,12
	SCOP LWT 35°C/ 55°C		W/W		4,58/3,25	4,58/3,31	4,45/3,24
		Average Seasonal Space Heating Eff. Class [*] LWT 35°C/ 55°C	-		A+++/A++	A+++/A++	A+++/A++
	Current		MCA	A	16,00	16,00	22,00
		MFA	A	20,00	20,00	27,50	
	Leaving Water Temperature ³	Heating	°C	15-65	15-65	15-65	
		Cooling	°C	5-25	5-26	5-27	
	Functions	Smart Grid Ready / PV Enabled	-	•	•	•	
		4-Step Quiet Mode	-	•	•	•	
2-Zone Control		-	•	•	•		
Tank Integrated Hydro Unit	Power Supply	Φ, #, V, Hz	1Φ, 2, 220-240V, 50Hz	1Φ, 2, 220-240V, 50Hz	1Φ, 2, 220-240V, 50Hz		
	Water Tank Volume	litres	200	200	200		
	Declared Load Profile	L/XL	L	L	L		
	Energy Efficiency Class	-	A+	A+	A+		
	Sound	Sound Pressure ⁴	Heating/ Cooling Std	dB(A)	26	26	
		Sound Power	Heating Std	dB(A)	40	40	
Dimensions	Net Weight	kg	136	136	136		
	Net Dimensions (WxHxD)	mm	595x1800x700	595x1800x700	595x1800x700		
Outdoor Unit	Power Supply	Φ, V, Hz	1Φ, 220-240V, 50Hz	1Φ, 220-240V, 50Hz	1Φ, 220-240V, 50Hz		
	Compressor	Type	-	BLDC Twin Rotary	BLDC Twin Rotary		
	Base Heater	-	-	-	•		
	Sound	Sound Pressure ⁴	Heating Std	dB(A)	44	47	
			Cooling Std	dB(A)	46	47	
		Night Mode @ 3m	dB(A)	≤ 35	35	35	
			Sound Power	Heating Std	dB(A)	58	60
	Dimensions	Net Weight	kg	46,5	46,5	73,0	
		Net Dimensions (WxHxD)	mm	880 x 638 x 310	880 x 638 x 310	940 x 998 x 330	
	Refrigerant	Type	-	R32	R32	R32	
		These products contain R32 (GWP=675) which is fluorinated greenhouse gas.					
		Factory Charging	tCO _{2e}	0,81	0,81	0,95	
			kg	1,2	1,2	1,4	
	Piping	Piping Connections	Liquid Pipe	Φ, mm (inch)	6.35 (1/4")	6.35 (1/4")	
Gas Pipe			Φ, mm (inch)	15.88 (5/8")	15.88 (5/8")		
Piping length (ODU-IDU)		Max. [Equiv.]	m	30,00	35,00		
Level difference (IDU-IDU)		Max.	m	20,00	20,00		
Water pipe (Space Heating)		Inlet/Outlet	Φ, mm	28/28	28/28		
Water pipe (DHW)		Inlet/Outlet	Φ, mm	22/22	22/22		
Operation	Ambient Temperature	Heating	°C	-25-35	-25-35		
		Cooling	°C	10-46	10-46		
		DHW	°C	-25-43	-25-43		

Accessories



Touch Controller	Wi-Fi Kit	External Thermostat	Backup Heater (4/6kW)
MWR-WW10N	MIM-H04EN	MRW-TA	MHC-*00FE



AE260RNWSEG/EU AE040RXEDEG/EU MWR-WW10N	AE260RNWSEG/EU AE060RXEDEG/EU MWR-WW10N	AE260RNWSEG/EU AE090RXEDEG/EU MWR-WW10N	AE260RNWSEG/EU AE090RXEDEG/EU MWR-WW10N
4.400/3.900	6.000/5.200	9.000/8.000	9.000/8.000
5.000	6.500	8.700	8.700
846/1.320	1.220/1.810	1.870/2.730	1.870/2.730
1.090	1.470	2.110	2.110
5,20/2,95	4,92/2,87	4,81/2,93	4,81/2,93
4,59	4,42	4,12	4,12
4,58/3,25	4,58/3,31	4,45/3,24	4,45/3,24
A+++/A++	A+++/A++	A+++/A++	A+++/A++
16,00	16,00	22,00	10,00
20,00	20,00	27,50	16,10
15-65	15-65	15-65	15-65
5-28	5-29	5-30	5-31
•	•	•	•
•	•	•	•
•	•	•	•
1Φ, 2, 220-240V, 50Hz	1Φ, 2, 220-240V, 50Hz	1Φ, 2, 220-240V, 50Hz	3Φ, 4, 380-415V, 50Hz
260	260	260	260
XL	XL	XL	XL
A+	A+	A+	A+
26	26	26	26
40	40	40	40
146,0	146,0	146,0	146,0
595x1800x700	595x1800x700	595x1800x700	595x1800x700
1Φ, 220-240V, 50Hz	1Φ, 220-240V, 50Hz	1Φ, 220-240V, 50Hz	3Φ, 380-415V, 50Hz
BLDC Twin Rotary	BLDC Twin Rotary	BLDC Twin Rotary	BLDC Twin Rotary
-	-	•	•
44	47	49	49
46	47	49	49
≤ 35	35	35	35
58	60	64	64
61	62	63	63
46,5	46,5	73,0	72,0
880 x 638 x 310	880 x 638 x 310	940 x 998 x 330	940 x 998 x 330
R32	R32	R32	R32
These products contain R32 (GWP=675) which is fluorinated greenhouse gas.			
0,81	0,81	0,95	0,95
1,2	1,2	1,4	1,4
6.35 (1/4")	6.35 (1/4")	6.35 (1/4")	6.35 (1/4")
15.88 (5/8")	15.88 (5/8")	15.88 (5/8")	15.88 (5/8")
30,00	30,00	35,00	35,00
20,00	20,00	20,00	20,00
28/28	28/28	28/28	28/28
22/22	22/22	22/22	22/22
-25-35	-25-35	-25-35	-25-35
10-46	10-46	10-46	10-46
-25-43	-25-43	-25-43	-25-43

^{*} A+++ energy label is available according to EU No 811/2013 label classification 2019, on a scale from D to A+++

¹ A2W Condition : (Heating) Water In/Out 30°C/35°C, Outdoor Air 7°C[DB]/6°C[WB]; (Cooling) Water In/Out 23°C/18°C, Outdoor Air 35°C[DB].

² A2W Condition : (Heating) Water In/Out 47°C/55°C, Outdoor Air 7°C[DB]/6°C[WB].

³ 65°C down to +10°C (max. 60°C down to -5°C)

⁴ Sound pressure level is obtained in an anechoic room. Sound pressure level is a relative value, depending on the distance and acoustic environment. Sound pressure level may differ depending on operation conditions. 35dB(A) is only applicable for 6kW and 9kW outdoor units down to +4°C stated in 3 m distance in an anechoic environment.



Learn more about Samsung Climate Solutions at:
www.samsung.com/climate

Copyright © 2019 Samsung Electronics Air Conditioner Europe B.V. All rights reserved. Samsung is a registered trademark of Samsung Electronics Co., Ltd. Specifications and designs are subject to change without notice and may include preliminary information. Non-metric weights and measurements are approximate. All data was deemed correct at the time of creation. Samsung is not liable for errors or omissions. Some images may be digitally altered. All brand, product, service names and logos are trademarks and/or registered trademarks of their respective owners and are hereby recognised and acknowledged.



Samsung Electronics Co., Ltd. participates in the Eurovent Certification Programme (ECP) for Air Conditioners (AC), Variable Refrigerant Flow (VRF) and Liquid Chilling Packages Heat Pump (LCP-HP). Check for ongoing validity of certificate: www.eurovent-certification.com

Samsung Electronics Air Conditioner Europe B.V.

Evert van de Beekstraat 310, 1118 CX Schiphol
P.O. Box 75810, 1118 ZZ Schiphol
+31 (0)8 81 41 61 00
Netherlands