




ENERG




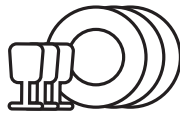
SAMSUNG

DW60CG880SSLEG



A

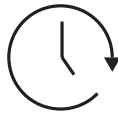
49 kWh / 



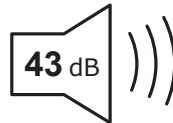
14 x



7.9 L



5:14



43 dB
ABCD



2019/2017